

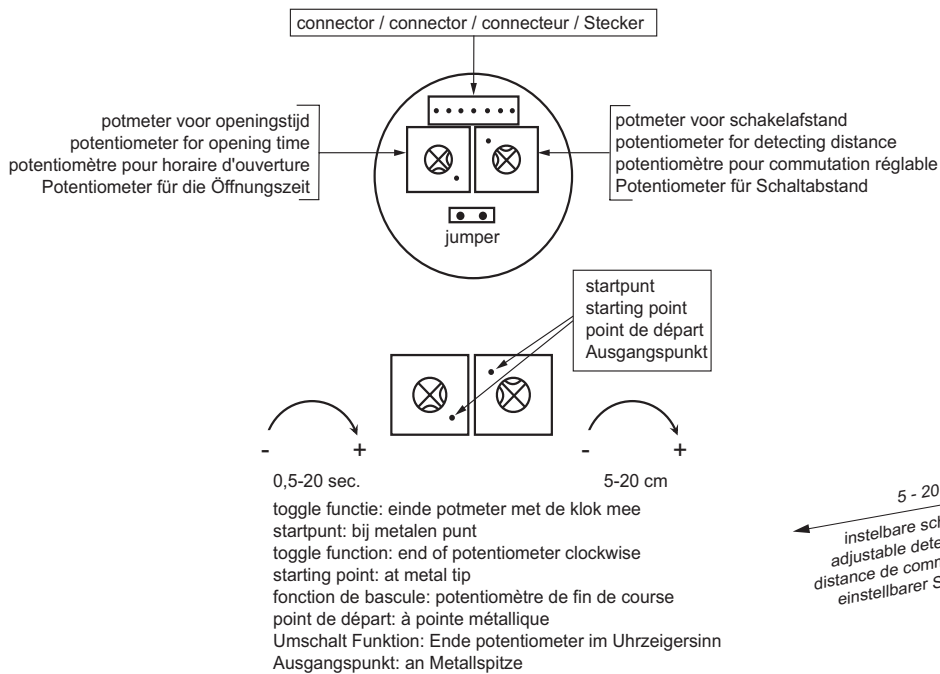
MODELLEN / MODELS / MODÈLES / MODELLE

KC50, KC80, KC100, KC100B

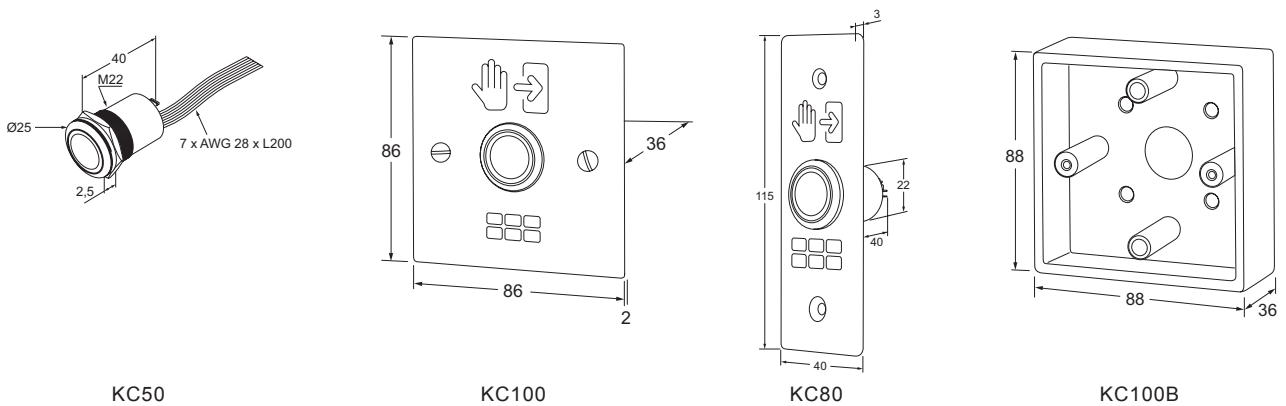
SPECIFICATIES / SPECIFICATIONS / CARACTERISTIQUES / TECHNISCHE DATEN

12-24V DC (± 10%)	max. 45mA	wissel change over inverseur Wechsler 1A / 30V DC 1A / 125V AC	-20°C ~ 60°C	IP65

INSTELLINGEN / SETTINGS / PARAMÈTRES / EINSTELLUNGEN



AFMETINGEN / DIMENSIONS / DIMENSIONS / ABMESSUNGEN



LED



interne LED controle / internal LED control / contrôle LED interne / interne LED-Steuerung



externe LED controle / external LED controle / contrôle LED externe / externe LED-Steuerung

Interne LED controle: LED wordt gecontroleerd door drukknop, zonder jumper, fabrieksinstelling

Externe LED controle: LED wordt gecontroleerd door externe sturing, met jumper

Internal LED control: the LEDs are controlled by the push button, without jumper, factory setting

External LED control: external control of the LEDs, with jumper

Contrôle LED interne: les LEDs sont commandées par le bouton poussoir, sans jumper, réglage d'usine

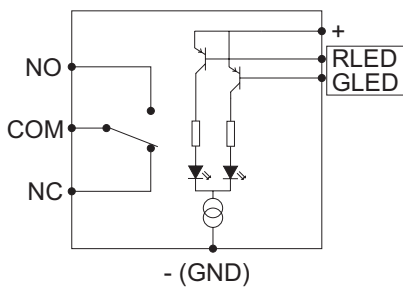
Contrôle LED externe: Commande externe de pilotage des LEDs, avec jumper

Interne LED-Steuerung: die Steuerung der LEDs erfolgt über einen Türöffnertaster, ohne jumper, Werkseinstellungen

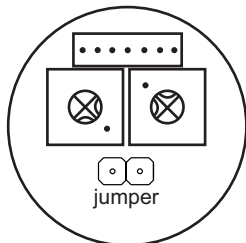
Externe LED-Steuerung: externe Steuerung der LEDs, mit jumper

AANSLUITEN / WIRING / RACCORDEMENT / SCHALTBILDER

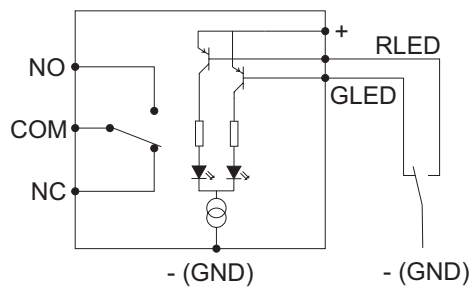
paars / purple / violet / lila		relais / relay / relais / Relais NC (normally closed)
blauw / blue / bleu / blau		relais / relay / relais / Relais COM
groen / green / vert / grün		relais / relay / relais / Relais NO (normally open)
wit / white / blanc / weiß		rode LED / red LED / rouge LED / rote LED
geel / yellow / jaune / gelb		groene LED / green LED / vert LED / grüne LED
zwart / black / noir / schwarz		GND
rood / red / rouge / rot		12-24V DC



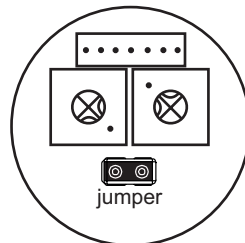
LED's INT



jumper



LED's EXT



jumper