

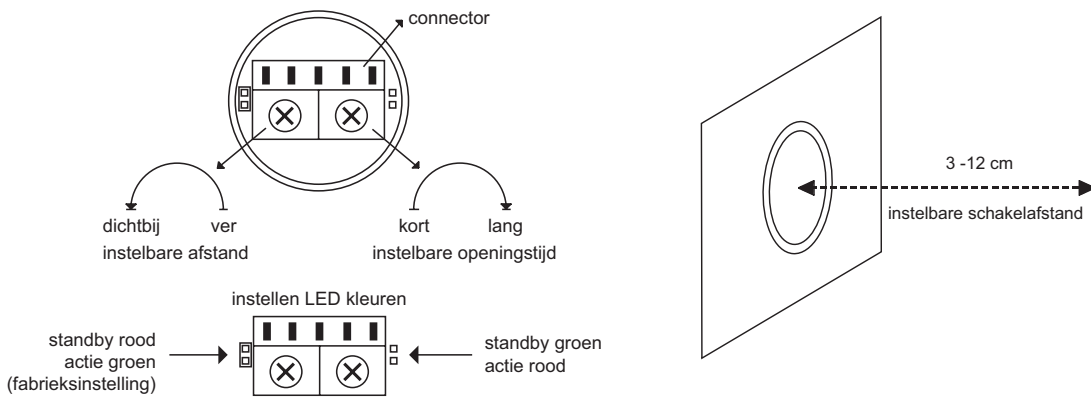
MODELLEN

KC10, KC10B, KC8, KC5, KC7

SPECIFICATIES

Voltage	12-24V DC ($\pm 10\%$)
Stroomafname	12V max. 23mA, 24V max. 30mA
Relais	30V DC, 1 Amp.
Leesafstand	-10° tot 70°C
Beschermingsklasse	IP65

INSTELLINGEN

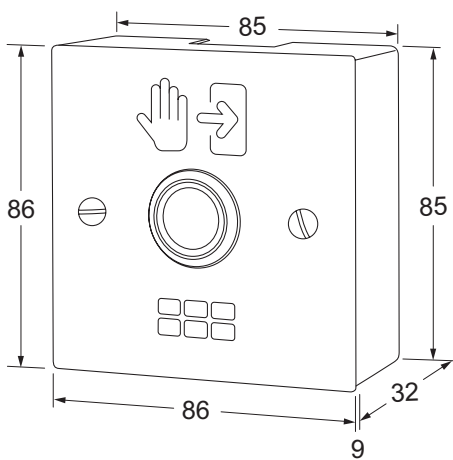


Door de openingstijd maximaal in te stellen (naar rechts draaien) werkt de schakelaar in toggle (aan/uit) functie.

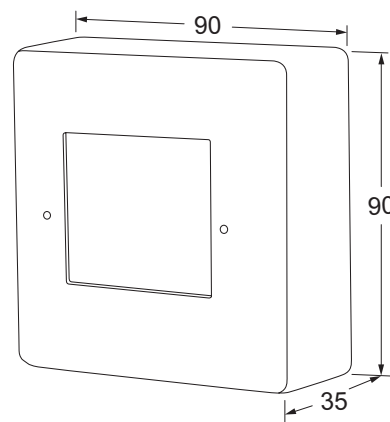
AANSLUITEN

paars		relais NO (normally open)
blauw		relais COM
groen		relais NC (normally closed)
bruin		GND
rood		12-24V DC

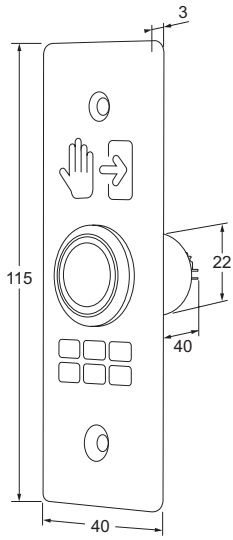
AFMETINGEN



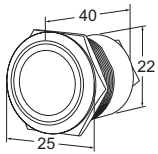
Model KC10



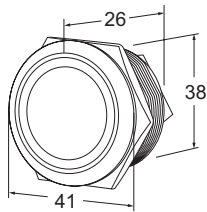
Model KC10B



Model KC8



Model KC5



Model KC7